



3 L. Foam FIRE EXTINGUISHER



CLIP DETAIL



- **CYLINDER**
Stainless steel AISI 304, 3 pieces drawing, with clip, epoxy polyestere powder painting, Red Ral 3000.
- **EXTINGUISHING AGENT**
Water foam.
- **PROPELLANT**
Dehumidified air or N₂.
- **VALVE**
M. 58x2, lightweight aluminum alloy AA6061 body, with external check valve, levers with black painting.
- **USE**
A B F fire rating (solid materials, flammable liquids, cooking oils).

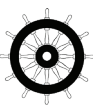
Note: image is for illustrative purpose only, the product purchased can has some differences

3 L. foam fire extinguisher, temperature range from 0°C to +60°C, manufactured in accordance to **UNI EN 3-7 (D.M. 7.1.2005)**, approved Marine Equipment Directive **MED 2014/90/EU**, certified according to the directive for pressure equipment **PED 2014/68/EU**.

Quality Product certification guaranteed by Bureau Veritas Italia.

Suitable for use on fire involving electrical voltages up to 1'000 V, at a distance of 1 mt.

APPROVED/CERTIFIED FIRE EXTINGUISHER:



FIRE RATING :



13



113



40

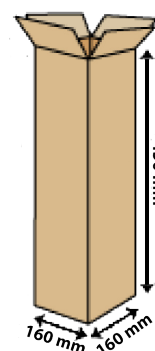
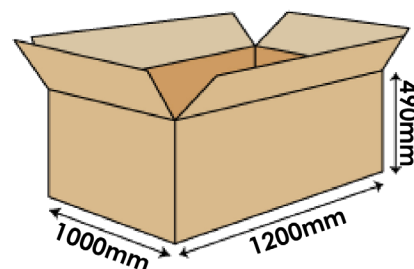
3 L. Foam FIRE EXTINGUISHER

TECHNICAL SPECIFICATIONS

FIRE RATING	13 A 113 B 40 F
EXTINGUISHING AGENT	EWAB15 foam (2 % SC 6 + 12 % Inilam AX + 86 % Water)
PROPELLANT	Dehumidified air or N ₂ ,15 Bar at 20°C
TEMPERATURE RANGE	0°C / +60°C
NOMINAL CHARGE	3 L.
FULL WEIGHT	~ 4,8 Kg
DIMENSIONS	Height(base-valve) 445 mm Diameter 130 mm
DISCHARGE TIME	19 sec.
VALVE TIGHTENING TORQUE	Minimum 40 Nm, Maximum 60 Nm
CYLINDER PRESSURE TEST	PT 27 bar
CYLINDER VOLUME	3,9 L.
SAFETY VALVE	Set between 22 and 27 bar
CYLINDER MATERIAL	Stainless steel AISI 304
EXTERNAL/INTERNAL TREATMENT	Sandblast and epoxy polyestere powder painting, Red Ral 3000 colour

PACKAGING

STANDARD : maximum 126 pieces for pallet
(63 pieces for box, max 2 boxes for pallet)
Pallet dimensions 100x120x115(h) cm



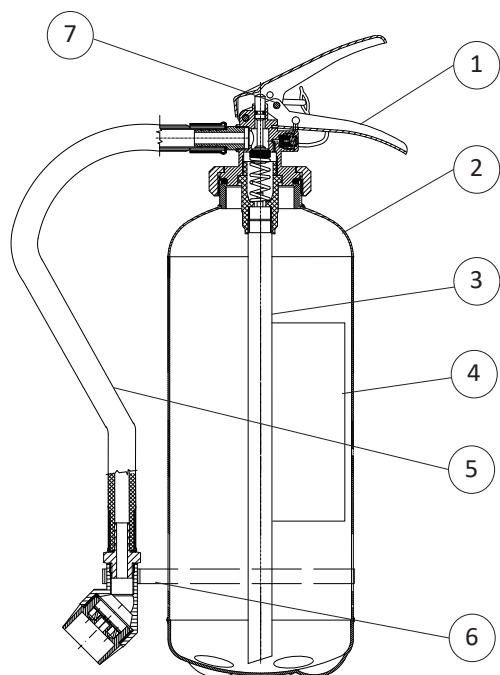
SINGLE PACKAGING
ON REQUEST

Note: the packaging quantities and measurements are indicative and can be subject at changes

MAINTENANCE AND INSTALLATION

For outdoor or marine installation is recommended to protect the fire extinguisher with cover or box. Maintenance according to the rules in use in utilization country.

SPARE PARTS



NUMBER	DESCRIPTION	
1	Valve M. 58x2	
2	Cylinder	
3	PVC dip tube	
4	Label	
5	Hose with dispensing nozzle	
6	Stop hose band	
7	Safety pin	
	Safety valve	
	Safety pin seal	
	Check valve	
	EWAB15 foam (3 L. recharge, ready to use)	
OPTIONAL	Iron marine bracket red painting	
OPTIONAL	Wall-mounted bracket for cylinder with clip, red painting	