



9 Kg Powder FIRE EXTINGUISHER



- **CYLINDER**
Alloy steel, 3 pieces drawing, epoxy polyester powder painting, Red Ral 3000.
- **EXTINGUISHING AGENT**
ABC Powder - MAP 20 %.
- **PROPELLANT**
Dehumidified air or N₂.
- **VALVE**
M. 30x1.5, brass body, levers with red painting Ral 3000.
- **USE**
A B C fire rating (solid materials, flammable liquids, flammable gas).

© REPRODUCTION IS PROHIBITED

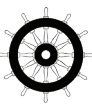
Note: image is for illustrative purpose only, the product purchased can have some differences

9 Kg powder fire extinguisher, temperature range from -30°C to +60°C, manufactured in accordance to **UNI EN 3-7 (D.M. 7.1.2005)**, approved Marine Equipment Directive **MED 2014/90/EU**, certified according to the directive for pressure equipment **PED 2014/68/EU**.

Quality Product certification guaranteed by Bureau Veritas Italia.

Suitable for use on fire involving electrical voltages up to 1'000 V, at a distance of 1 mt.

APPROVED/CERTIFIED FIRE EXTINGUISHER:



FIRE RATING :



55



233



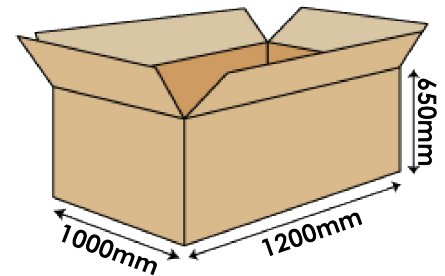
9 Kg Powder FIRE EXTINGUISHER

TECHNICAL SPECIFICATIONS

| | |
|-----------------------------|--|
| FIRE RATING | 55 A 233 B C |
| EXTINGUISHING AGENT | EPW 18462 (ABC Favorit Tertia) ABC powder - MAP 20 % |
| PROPELLANT | Dehumidified air or N ₂ ,15 Bar at 20°C |
| TEMPERATURE RANGE | -30°C / +60°C |
| NOMINAL CHARGE | 9 Kg |
| FULL WEIGHT | ~ 14 Kg |
| DIMENSIONS | Height(base-valve) 635 mm Diameter 170 mm |
| DISCHARGE TIME | 23 sec. |
| VALVE TIGHTENING TORQUE | Minimum 45 Nm, Maximum 68 Nm |
| CYLINDER PRESSURE TEST | PT 27 bar |
| CYLINDER VOLUME | 10,7 L. |
| SAFETY VALVE | Set between 20 and 26 bar |
| CYLINDER MATERIAL | Alloy steel |
| EXTERNAL/INTERNAL TREATMENT | Sandblast and epoxy polyestere powder painting, Red Ral 3000 colour |

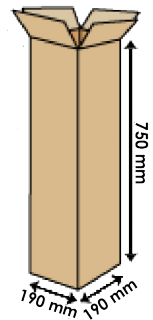
PACKAGING

STANDARD : maximum 40 pieces for pallet
(40 pieces for box, max 1 box for pallet)
Pallet dimensions 100x120x80(h) cm



SINGLE PACKAGING

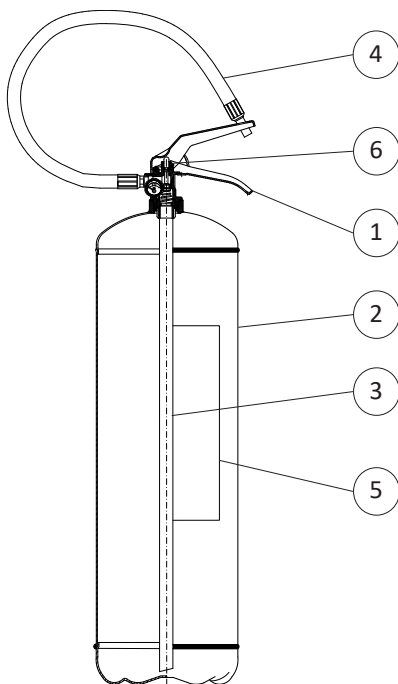
ON REQUEST:
- maximum 40 pieces
on pallet 100x120



Note: the packaging quantities and measurements are indicative and can be subject at changes

MAINTENANCE AND INSTALLATION

For outdoor or marine installation is recommended to protect the fire extinguisher with cover or box. Maintenance according to the rules in use in utilization country.



SPARE PARTS

| NUMBER | DESCRIPTION | |
|----------|----------------------------------|--|
| 1 | Valve M. 30x1.5 | |
| 2 | Cylinder | |
| 3 | PVC dip tube | |
| 4 | Hose | |
| 5 | Label | |
| 6 | Safety pin | |
| | Safety valve | |
| | Safety pin seal | |
| OPTIONAL | Iron marine bracket red painting | |